

**2Race Championship 2019****Mettet BE - FP 1 - Group 1**

Race type : Timed session best lap

Pos	N° Racer	Nat.	Make	Class	Team	Laps	Race Time	Best Lap	Lap	Diff	Gap
1	68 Van Den Borne Jeroen	NL		RR		20	18:54.278	52.496	16	-	-
2	18 Pas Jeffrey	NL		Moto 4	Pas RT	20	18:09.392	53.793	20	01.297	01.297
3	11 Gouw Maikel	NL		RR		17	19:01.881	54.032	13	01.536	00.239
4	65 Fleerackers Ferre	BE		85sm Cu		20	18:28.190	54.434	19	01.938	00.402
5	25 Van Hove Johan	BE		RR	Primoracing	13	18:53.927	54.461	12	01.965	00.027
6	161 Benali Manu	BE		85sm Cu		10	12:25.219	54.589	10	02.093	00.128
7	58 Leduc Adrien	BE		85sm Cu	LDC Productions	17	15:37.457	54.827	16	02.331	00.238
8	81 Van Calster Jef	BE		85sm Cu		19	17:33.424	55.195	12	02.699	00.368
9	5 Cortvrint Loic	BE		85sm Cu		14	16:52.659	56.290	4	03.794	01.095
10	158 Lopez Alexandre	BE		Moto 4		16	17:03.059	56.585	16	04.089	00.295
11	22 Janssens Ruben	BE		RR		15	17:02.276	56.624	15	04.128	00.039
12	23 Thijs Willem	BE		Moto 4	Team Thijs	18	18:33.708	56.972	17	04.476	00.348
13	46 Forster Sebastien	BE		85sm Cu		14	16:56.691	57.130	12	04.634	00.158
14	16 Matagne Randy	BE		85sm Cu		19	18:13.760	57.313	11	04.817	00.183
15	16 Lallemand Jonathan	BE		RR		7	06:51.709	58.007	6	05.511	00.694
16	55 Dufresnes Hugo	BE		85sm Cu		15	18:15.213	58.173	15	05.677	00.166
17	66 Van Herreweghe Nathan	BE		RR		8	08:23.549	58.296	8	05.800	00.123
18	46 Zielinski Catherine	BE		Moto 4		16	18:48.171	58.421	14	05.925	00.125
19	26 Calcus Kevin	BE		Moto 4	Philman Team	16	18:47.684	58.576	13	06.080	00.155
20	38 Sente Jerome	BE		85sm Cu	KTM Belgium	15	17:41.243	59.476	14	06.980	00.900
21	77 Van t Hof Eric	NL		RR		5	05:10.446	01:00.901	4	08.405	01.425
22	92 Nangiot Axel	BE		RR		5	05:10.772	01:01.830	5	09.334	00.929

Fastest lap by 52.496 - 68 Van Den Borne Jeroen in lap 16
date and time: 29/07/2019 - 09:16:04.229 - Average speed : 137 Km/hStart race 29/07/2019 09:00:46
End race 29/07/2019 09:19:49

Race Director:

Technical Comission

Admin: - LIVE Timing - livetiming.be

The result are provisional until the according to the Race Control

**2Race Championship 2019****Mettet BE - FP 1 - Group 2**

Race type : Timed session best lap

Pos	N° Racer	Nat.	Make	Class	Team	Laps	Race Time	Best Lap	Lap	Diff	Gap
1	19 Weissensee Lars	DE		JuniorGP		7	07:24.132	59.160	6	-	-
2	24 Chote Jayant	NL		MiniGP		6	06:12.079	59.286	5	00.126	00.126
3	54 Visser Bastiaan	NL		Open Ser		7	07:11.861	59.397	6	00.237	00.111
4	141 Dekkers Loris	BE		MiniGP		6	06:12.476	59.593	4	00.433	00.196
5	52 Caenen Kjen	BE		Open Ser	Sure RT	7	07:20.467	59.821	5	00.661	00.228
6	12 Van Steenberg Kay	NL		Open Ser		7	07:01.421	01:00.119	5	00.959	00.298
7	55 Arends Lucas	NL		Open Ser		6	06:11.685	01:00.241	6	01.081	00.122
8	30 Danloy Simon	BE		MiniGP		6	06:26.863	01:00.541	4	01.381	00.300
9	85 Smits Twan	NL		Open Ser		6	06:40.128	01:01.630	4	02.470	01.089
10	15 Heyndrickx Thibault	BE		MiniGP		6	06:32.749	01:02.431	5	03.271	00.801
11	53 Harthoorn Rick	NL		Open Ser		6	06:51.701	01:03.868	5	04.708	01.437
12	99 Smits Roald	NL		Open Ser		6	06:41.962	01:05.274	5	06.114	01.406
13	45 Ligtenberg Sem	NL		Open Ser		6	06:45.797	01:05.665	5	06.505	00.391
14	23 Westra Maxim	BE		JuniorGP		4	04:41.600	01:08.521	4	09.361	02.856

Fastest lap by 59.160 - 19 Weissensee Lars in lap 6
date and time: 29/07/2019 - 09:27:29.615 - Average speed : 121 Km/hStart race 29/07/2019 09:21:18
End race 29/07/2019 09:37:03

Race Director:

Technical Comission

Admin: - LIVE Timing - livetiming.be

The result are provisional until the according to the Race Control

**2Race Championship 2019****Mettet BE - FP 2 - Group 1**

Race type : Timed session best lap

Pos	N° Racer	Nat.	Make	Class	Team	Laps	Race Time	Best Lap	Lap	Diff	Gap
1	68 Van Den Borne Jeroen	NL		RR		13	14:57.048	52.687	13	-	-
2	94 Deprez Vincent	BE		RR		15	14:02.032	52.875	15	00.188	00.188
3	161 Benali Manu	BE		85sm Cu		10	14:46.124	53.642	6	00.955	00.767
4	18 Pas Jeffrey	NL		Moto 4	Pas RT	15	13:51.170	54.032	12	01.345	00.390
5	58 Leduc Adrien	BE		85sm Cu	LDC Productions	19	17:46.397	54.128	8	01.441	00.096
6	65 Fleerackers Ferre	BE		85sm Cu		19	17:46.573	54.285	14	01.598	00.157
7	81 Van Calster Jef	BE		85sm Cu		19	17:46.228	54.420	5	01.733	00.135
8	31 Badie Levi	BE		85sm Cu		12	11:29.463	54.491	6	01.804	00.071
9	11 Gouw Maikel	NL		RR		7	08:36.590	54.610	3	01.923	00.119
10	25 Van Hove Johan	BE		RR	Primoracing	5	06:47.681	54.883	3	02.196	00.273
11	5 Cortvrint Loic	BE		85sm Cu		18	18:10.533	54.985	16	02.298	00.102
12	22 Janssens Ruben	BE		Moto 4		17	18:07.146	56.004	16	03.317	01.019
13	13 Imbrogiano Valentino	NL		HC		11	10:54.435	56.037	6	03.350	00.033
14	46 Zielinski Catherine	BE		Moto 4		18	17:41.308	56.070	3	03.383	00.033
15	46 Forster Sebastien	BE		85sm Cu		19	18:15.628	56.122	16	03.435	00.052
16	16 Matagne Randy	BE		85sm Cu		18	18:07.424	56.179	17	03.492	00.057
17	92 Theunissen Keo	BE		Moto 4		18	17:40.742	56.428	15	03.741	00.249
18	23 Thijs Willem	BE		Moto 4	Team Thijs	18	17:40.356	56.596	15	03.909	00.168
19	55 Dufasnes Hugo	BE		85sm Cu		18	18:14.756	57.369	15	04.682	00.773
20	26 Calcus Kevin	BE		Moto 4	Philman Team	18	17:52.067	57.538	11	04.851	00.169
21	38 Sente Jerome	BE		85sm Cu	KTM Belgium	9	11:52.066	59.182	5	06.495	01.644
22	77 Van t Hof Eric	NL		RR		5	06:56.226	59.832	2	07.145	00.650
23	92 Nangiot Axel	BE		RR		10	10:26.990	01:00.018	9	07.331	00.186

Fastest lap by 52.687 - 68 Van Den Borne Jeroen in lap 13
date and time: 29/07/2019 - 10:15:39.460 - Average speed : 136 Km/hStart race 29/07/2019 10:00:42
End race 29/07/2019 10:19:15

Race Director:

Technical Comission

Admin: - LIVE Timing - livetiming.be

The result are provisional until the according to the Race Control

**2Race Championship 2019****Mettet BE - FP 2 - Group 2**

Race type : Timed session best lap

Pos	N° Racer	Nat.	Make	Class	Team	Laps	Race Time	Best Lap	Lap	Diff	Gap
1	24 Chote Jayant	NL		MiniGP		18	18:02.116	58.028	17	-	-
2	141 Dekkers Loris	BE		MiniGP		18	18:00.569	58.384	16	00.356	00.356
3	30 Danloy Simon	BE		MiniGP		17	17:02.227	58.435	13	00.407	00.051
4	54 Visser Bastiaan	NL		Open Ser		15	17:29.840	58.496	12	00.468	00.061
5	31 Badie Levi	BE		Open Ser		16	17:29.520	58.546	14	00.518	00.050
6	52 Caenen Kjen	BE		Open Ser	Sure RT	18	18:09.953	58.819	5	00.791	00.273
7	55 Arends Lucas	NL		Open Ser		18	18:06.960	58.907	17	00.879	00.088
8	19 Weissensee Lars	DE		JuniorGP		17	17:08.310	59.191	16	01.163	00.284
9	85 Smits Twan	NL		Open Ser		17	17:13.353	59.433	16	01.405	00.242
10	12 Van Steenberg Kay	NL		Open Ser		5	05:05.529	01:00.036	5	02.008	00.603
11	15 Heyndrickx Thibault	BE		MiniGP		17	17:24.977	01:00.098	11	02.070	00.062
12	53 Harthoorn Rick	NL		Open Ser		17	17:54.745	01:01.075	12	03.047	00.977
13	99 Smits Roald	NL		Open Ser		16	17:40.131	01:04.200	15	06.172	03.125
14	45 Ligtenberg Sem	NL		Open Ser		16	17:24.585	01:04.226	14	06.198	00.026
15	23 Westra Maxim	BE		JuniorGP		14	17:26.839	01:05.776	14	07.748	01.550

Fastest lap by 58.028 - 24 Chote Jayant in lap 17
date and time: 29/07/2019 - 10:37:32.023 - Average speed : 124 Km/hStart race 29/07/2019 10:20:28
End race 29/07/2019 10:38:53

Race Director:

Technical Comission

Admin: - LIVE Timing - livetiming.be

The result are provisional until the according to the Race Control

**2Race Championship 2019****Mettet BE - Qualify 1 - Group 1**

Race type : Timed session best lap

Pos	N° Racer	Nat.	Make	Class	Team	Laps	Race Time	Best Lap	Lap	Diff	Gap
1	68 Van Den Borne Jeroen	NL		RR		9	09:55.418	51.846	9	-	-
2	94 Deprez Vincent	BE		RR		12	11:00.907	52.750	9	00.904	00.904
3	161 Benali Manu	BE		85sm Cu		15	13:29.490	53.299	14	01.453	00.549
4	18 Pas Jeffrey	NL		Moto 4	Pas RT	18	18:25.491	53.320	11	01.474	00.021
5	65 Fleerackers Ferre	BE		85sm Cu		16	15:47.381	53.849	15	02.003	00.529
6	81 Van Calster Jef	BE		85sm Cu		20	18:28.925	54.036	15	02.190	00.187
7	58 Leduc Adrien	BE		85sm Cu	LDC Productions	20	18:24.747	54.320	8	02.474	00.284
8	31 Badie Levi	BE		85sm Cu		20	18:31.214	54.343	12	02.497	00.023
9	5 Cortvrint Loic	BE		85sm Cu		17	17:41.509	54.799	16	02.953	00.456
10	13 Imbrogiano Valentino	NL		HC		15	14:16.127	54.922	15	03.076	00.123
11	16 Matagne Randy	BE		85sm Cu		19	17:57.590	55.674	5	03.828	00.752
12	46 Forster Sebastien	BE		85sm Cu		19	18:08.159	55.824	13	03.978	00.150
13	158 Lopez Alexandre	BE		Moto 4		14	14:05.332	55.979	12	04.133	00.155
14	92 Theunissen Keo	BE		Moto 4		19	18:14.326	56.005	6	04.159	00.026
15	22 Janssens Ruben	BE		Moto 4		19	18:07.899	56.277	15	04.431	00.272
16	46 Zielinski Catherine	BE		Moto 4		19	18:13.553	56.281	19	04.435	00.004
17	23 Thijs Willem	BE		Moto 4	Team Thijs	19	18:09.006	56.342	5	04.496	00.061
18	11 Gouw Maikel	NL		RR		4	10:44.003	56.911	4	05.065	00.569
19	26 Calcus Kevin	BE		Moto 4	Philman Team	19	18:29.407	56.921	10	05.075	00.010
20	55 Dufasnes Hugo	BE		85sm Cu		18	17:54.499	57.761	4	05.915	00.840
21	38 Sente Jerome	BE		85sm Cu	KTM Belgium	14	14:27.010	58.606	13	06.760	00.845
22	92 Nangiot Axel	BE		RR		12	12:05.563	59.180	12	07.334	00.574

Fastest lap by 51.846 - 68 Van Den Borne Jeroen in lap 9
date and time: 29/07/2019 - 11:10:48.737 - Average speed : 138 Km/hStart race 29/07/2019 11:00:53
End race 29/07/2019 11:19:31

Race Director:

Technical Comission

Admin: - LIVE Timing - livetiming.be

The result are provisional until the according to the Race Control

**2Race Championship 2019****Mettet BE - Qualify 1 - Group 2**

Race type : Timed session best lap

Pos	N° Racer	Nat.	Make	Class	Team	Laps	Race Time	Best Lap	Lap	Diff	Gap
1	24 Chote Jayant	NL		MiniGP		5	05:30.694	58.091	4	-	-
2	141 Dekkers Loris	BE		MiniGP		4	04:43.901	58.222	4	00.131	00.131
3	55 Arends Lucas	NL		Open Ser		5	05:32.438	58.521	4	00.430	00.299
4	30 Danloy Simon	BE		MiniGP		5	05:24.731	58.635	5	00.544	00.114
5	19 Weissensee Lars	DE		JuniorGP		5	05:31.073	58.911	3	00.820	00.276
6	31 Badie Levi	BE		Open Ser		3	05:21.481	59.031	3	00.940	00.120
7	54 Visser Bastiaan	NL		Open Ser		4	04:50.226	59.050	4	00.959	00.019
8	12 Van Steenberg Kay	NL		Open Ser		5	05:30.496	59.266	4	01.175	00.216
9	85 Smits Twan	NL		Open Ser		5	05:30.442	59.299	4	01.208	00.033
10	52 Caenen Kjen	BE		Open Ser	Sure RT	4	04:50.588	59.323	4	01.232	00.024
11	53 Harthoorn Rick	NL		Open Ser		4	04:54.928	01:02.284	4	04.193	02.961
12	99 Smits Roald	NL		Open Ser		4	04:56.058	01:04.177	4	06.086	01.893
13	45 Ligtenberg Sem	NL		Open Ser		4	04:50.128	01:04.252	3	06.161	00.075
14	23 Westra Maxim	BE		JuniorGP		5	06:18.740	01:06.793	2	08.702	02.541

Fastest lap by 58.091 - 24 Chote Jayant in lap 4
date and time: 29/07/2019 - 11:25:00.654 - Average speed : 123 Km/hStart race 29/07/2019 11:20:28
End race 29/07/2019 11:41:38

Race Director:

Technical Comission

Admin: - LIVE Timing - livetiming.be

The result are provisional until the according to the Race Control

**2Race Championship 2019****Mettet BE - Qualify 2 - Group 1**

Race type : Timed session best lap

Pos	N° Racer	Nat.	Make	Class	Team	Laps	Race Time	Best Lap	Lap	Diff	Gap
1	68 Van Den Borne Jeroen	NL		RR		10	13:23.571	52.585	4	-	-
2	94 Deprez Vincent	BE		RR		11	10:40.423	52.915	6	00.330	00.330
3	18 Pas Jeffrey	NL		Moto 4	Pas RT	14	13:06.879	53.370	13	00.785	00.455
4	65 Fleerackers Ferre	BE		85sm Cu		14	13:26.079	53.925	14	01.340	00.555
5	161 Benali Manu	BE		85sm Cu		9	13:07.632	53.935	8	01.350	00.010
6	25 Van Hove Johan	BE		RR	Primoracing	12	13:15.731	54.210	6	01.625	00.275
7	31 Badie Levi	BE		85sm Cu		10	10:00.267	54.224	6	01.639	00.014
8	11 Gouw Maikel	NL		RR		10	13:25.428	54.251	7	01.666	00.027
9	81 Van Calster Jef	BE		85sm Cu		14	13:22.115	54.330	12	01.745	00.079
10	58 Leduc Adrien	BE		85sm Cu	LDC Productions	13	13:25.165	54.365	13	01.780	00.035
11	5 Cortvrint Loic	BE		85sm Cu		10	13:08.104	54.619	6	02.034	00.254
12	11 Itrakis Illias	BE		85sm Cu		13	13:26.684	54.853	8	02.268	00.234
13	16 Matagne Randy	BE		85sm Cu		14	13:49.910	55.491	8	02.906	00.638
14	46 Forster Sebastien	BE		85sm Cu		13	13:19.288	55.823	10	03.238	00.332
15	13 Imbrogiano Valentino	NL		HC		8	10:16.449	55.910	4	03.325	00.087
16	22 Janssens Ruben	BE		Moto 4		11	13:34.599	56.056	5	03.471	00.146
17	92 Theunissen Keo	BE		Moto 4		12	13:22.483	56.333	9	03.748	00.277
18	46 Zielinski Catherine	BE		Moto 4		13	13:47.252	57.605	8	05.020	01.272
19	38 Sente Jerome	BE		85sm Cu	KTM Belgium	12	13:35.940	57.808	7	05.223	00.203
20	26 Calcus Kevin	BE		Moto 4	Philman Team	12	14:00.563	58.007	5	05.422	00.199
21	55 Dufasnes Hugo	BE		85sm Cu		11	13:35.453	58.106	6	05.521	00.099
22	92 Nangiot Axel	BE		RR		7	07:40.980	59.535	5	06.950	01.429
23	23 Thijs Willem	BE		Moto 4	Team Thijs	7	10:30.741	59.560	2	06.975	00.025
24	158 Lopez Alexandre	BE		Moto 4		3	13:09.664	01:01.958	3	09.373	02.398

Fastest lap by 52.585 - 68 Van Den Borne Jeroen in lap 4
date and time: 29/07/2019 - 12:13:27.382 - Average speed : 136 Km/hStart race 29/07/2019 12:05:28
End race 29/07/2019 12:19:30

Race Director:

Technical Comission

Admin: - LIVE Timing - livetiming.be

The result are provisional until the according to the Race Control

**2Race Championship 2019****Mettet BE - Qualify 2 - Group 2**

Race type : Timed session best lap

Pos	N° Racer	Nat.	Make	Class	Team	Laps	Race Time	Best Lap	Lap	Diff	Gap
1	24 Chote Jayant	NL		MiniGP		13	13:06.326	57.858	13	-	-
2	31 Badie Levi	BE		Open Ser		12	12:43.570	58.257	12	00.399	00.399
3	30 Danloy Simon	BE		MiniGP		12	11:56.248	58.274	11	00.416	00.017
4	55 Arends Lucas	NL		Open Ser		13	13:02.958	58.349	12	00.491	00.075
5	19 Weissensee Lars	DE		JuniorGP		13	12:58.240	58.410	7	00.552	00.061
6	54 Visser Bastiaan	NL		Open Ser		13	12:59.965	58.503	13	00.645	00.093
7	15 Heyndrickx Thibault	BE		MiniGP		13	13:02.297	58.824	12	00.966	00.321
8	52 Caenen Kjen	BE		Open Ser	Sure RT	13	13:16.501	58.840	12	00.982	00.016
9	85 Smits Twan	NL		Open Ser		13	13:05.955	58.939	5	01.081	00.099
10	12 Van Steenberg Kay	NL		Open Ser		13	13:06.263	58.963	5	01.105	00.024
11	53 Harthoorn Rick	NL		Open Ser		12	12:39.488	01:01.118	12	03.260	02.155
12	99 Smits Roald	NL		Open Ser		12	13:15.672	01:03.870	10	06.012	02.752
13	45 Ligtenberg Sem	NL		Open Ser		12	13:08.393	01:03.878	12	06.020	00.008
14	23 Westra Maxim	BE		JuniorGP		12	13:32.937	01:05.526	9	07.668	01.648

Fastest lap by 57.858 - 24 Chote Jayant in lap 13
date and time: 29/07/2019 - 12:33:56.404 - Average speed : 124 Km/hStart race 29/07/2019 12:20:50
End race 29/07/2019 12:34:31

Race Director:

Technical Comission

Admin: - LIVE Timing - livetiming.be

The result are provisional until the according to the Race Control

**2Race Championship 2019****Mettet BE - Merge Qualify - Group 1**

Print sorted by: Best Lap

Pos	N° Racer	Qualify 1 - Group 1		Qualify 2 - Group 1		Totale	
		Best Lap	Best Lap	Best Lap	Best Lap	Best Lap	Best Lap
1	68 Van Den Borne Jeroen	51.846	52.585				51.846
2	94 Deprez Vincent	52.750	52.915				52.750
3	161 Benali Manu	53.299	53.935				53.299
4	18 Pas Jeffrey	53.320	53.370				53.320
5	65 Fleerackers Ferre	53.849	53.925				53.849
6	81 Van Calster Jef	54.036	54.330				54.036
7	25 Van Hove Johan		54.210				54.210
8	31 Badie Levi	54.343	54.224				54.224
9	11 Gouw Maikel	56.911	54.251				54.251
10	58 Leduc Adrien	54.320	54.365				54.320
11	5 Cortvrint Loic	54.799	54.619				54.619
12	11 Iatrakis Illias		54.853				54.853
13	13 Imbrogiano Valentino	54.922	55.910				54.922
14	16 Matagne Randy	55.674	55.491				55.491
15	46 Forster Sebastien	55.824	55.823				55.823
16	158 Lopez Alexandre	55.979	01:01.958				55.979
17	92 Theunissen Keo	56.005	56.333				56.005
18	22 Janssens Ruben	56.277	56.056				56.056
19	46 Zielinski Catherine	56.281	57.605				56.281
20	23 Thijs Willem	56.342	59.560				56.342
21	26 Calcus Kevin	56.921	58.007				56.921
22	55 Dufasnes Hugo	57.761	58.106				57.761
23	38 Sente Jerome	58.606	57.808				57.808
24	92 Nangiot Axel	59.180	59.535				59.180

R051 **Timestamp 29/07/2019 12:26:03**


MyWer.it Timing System - Page 1 of 1

Race Director:

Technical Comission

Admin: - LIVE Timing - livetiming.be

The result are provisional until the according to the Race Control

**2Race Championship 2019****Mettet BE - Merge Qualify - Group 2**

Print sorted by: Best Lap

Pos	N° Racer	Qualify 1 - Group 2		Qualify 2 - Group 2		Totale	
		Best Lap	Best Lap	Best Lap	Best Lap	Best Lap	Best Lap
1	24 Chote Jayant	58.091	57.858				57.858
2	141 Dekkers Loris	58.222					58.222
3	31 Badie Levi	59.031	58.257				58.257
4	30 Danloy Simon	58.635	58.274				58.274
5	55 Arends Lucas	58.521	58.349				58.349
6	19 Weissensee Lars	58.911	58.410				58.410
7	54 Visser Bastiaan	59.050	58.503				58.503
8	15 Heyndrickx Thibault		58.824				58.824
9	52 Caenen Kjen	59.323	58.840				58.840
10	85 Smits Twan	59.299	58.939				58.939
11	12 Van Steenberg Kay	59.266	58.963				58.963
12	53 Harthoorn Rick	01:02.284	01:01.118				01:01.118
13	99 Smits Roald	01:04.177	01:03.870				01:03.870
14	45 Ligtenberg Sem	01:04.252	01:03.878				01:03.878
15	23 Westra Maxim	01:06.793	01:05.526				01:05.526

R051 **Timestamp 29/07/2019 12:35:46**

MyWer.it Timing System - Page 1 of 1

Race Director:

Technical Comission

Admin: - LIVE Timing - livetiming.be

The result are provisional until the according to the Race Control

**2Race Championship 2019****Mettet BE - Race 1 - Group 1**

Race type : Race(sorted by laps and time)

Classification after 14 Laps (28,000 Km)

Pos	N° Racer	Nat.	Make	Class	Team	Laps	Race Time	Best Lap	Lap	Diff	Gap
1	68 Van Den Borne Jeroen	NL		RR		14	13:42.913	52.651	6	-	-
2	94 Deprez Vincent	BE		RR		14	13:47.994	52.379	10	05.081	05.081
3	18 Pas Jeffrey	NL		Moto 4	Pas RT	14	13:56.403	53.364	9	13.490	08.409
4	11 Gouw Maikel	NL		RR		14	13:56.590	53.277	4	13.677	00.187
5	58 Leduc Adrien	BE		85sm Cu	LDC Productions	14	14:11.101	54.131	6	28.188	14.511
6	81 Van Calster Jef	BE		85sm Cu		14	14:11.241	53.839	5	28.328	00.140
7	65 Fleerackers Ferre	BE		85sm Cu		14	14:11.457	53.773	14	28.544	00.216
8	31 Badie Levi	BE		85sm Cu		14	14:12.727	54.338	4	29.814	01.270
9	5 Cortvrint Loic	BE		85sm Cu		14	14:13.089	54.443	6	30.176	00.362
10	161 Benali Manu	BE		85sm Cu		14	14:13.758	53.500	4	30.845	00.669
11	13 Imbrogiano Valentino	NL		HC		14	14:20.558	54.948	12	37.645	06.800
12	11 Itrakis Illias	BE		85sm Cu		14	14:20.768	54.900	12	37.855	00.210
13	158 Lopez Alexandre	BE		Moto 4		14	14:30.125	55.489	7	47.212	09.357
14	16 Matagne Randy	BE		85sm Cu		14	14:30.659	55.972	10	47.746	00.534
15	22 Janssens Ruben	BE		Moto 4		14	14:33.494	55.395	14	50.581	02.835
16	92 Theunissen Keo	BE		Moto 4		14	14:33.759	56.089	13	50.846	00.265
17	46 Forster Sebastien	BE		85sm Cu		14	14:36.155	55.964	6	53.242	02.396
18	23 Thijs Willem	BE		Moto 4	Team Thijs	13	13:46.331	56.599	5	1 Lap	1 Lap
19	46 Zielinski Catherine	BE		Moto 4		13	14:01.197	57.367	4	1 Lap	14.866
20	26 Calcus Kevin	BE		Moto 4	Philman Team	13	14:03.517	58.057	13	1 Lap	02.320
21	38 Sente Jerome	BE		85sm Cu	KTM Belgium	13	14:03.880	58.084	4	1 Lap	00.363
22	55 Dufresnes Hugo	BE		85sm Cu		13	14:07.934	58.092	13	1 Lap	04.054

DNF**Not Qualified**

1	25 Van Hove Johan	BE		RR	Primoracing	6	06:51.758	54.459	4	-	-
2	92 Nangiot Axel	BE		RR		4	05:19.794	59.567	4	-	-

Fastest lap by 52.379 - 94 Deprez Vincent in lap 10
date and time: 29/07/2019 - 14:12:43.438 - Average speed : 137 Km/h

Start race
29/07/2019 14:02:27

End race
29/07/2019 14:17:21

Race Director:

Technical Comission

Admin: - LIVE Timing - livetiming.be

The result are provisional until the according to the Race Control

**2Race Championship 2019****Mettet BE - Race 1 - Group 2**

Race type : Race(sorted by laps and time)

Classification after 14 Laps (28,000 Km)

Pos	N° Racer	Nat.	Make	Class	Team	Laps	Race Time	Best Lap	Lap	Diff	Gap
1	30 Danloy Simon	BE		MiniGP		14	14:08.580	57.483	13	-	-
2	24 Chote Jayant	NL		MiniGP		14	14:08.675	57.572	6	00.095	00.095
3	19 Weissensee Lars	DE		JuniorGP		14	14:11.029	57.720	8	02.449	02.354
4	31 Badie Levi	BE		Open Ser		14	14:11.526	58.197	8	02.946	00.497
5	55 Arends Lucas	NL		Open Ser		14	14:11.684	58.087	8	03.104	00.158
6	54 Visser Bastiaan	NL		Open Ser		14	14:12.211	58.342	8	03.631	00.527
7	85 Smits Twan	NL		Open Ser		14	14:17.982	58.655	7	09.402	05.771
8	52 Caenen Kjen	BE		Open Ser	Sure RT	14	14:18.309	58.670	9	09.729	00.327
9	12 Van Steenberg Kay	NL		Open Ser		14	14:19.554	58.471	8	10.974	01.245
10	15 Heyndrickx Thibault	BE		MiniGP		14	14:19.588	58.491	7	11.008	00.034
11	53 Harthoorn Rick	NL		Open Ser		14	14:55.344	01:01.219	8	46.764	35.756
12	45 Ligtenberg Sem	NL		Open Ser		13	14:29.544	01:03.842	13	1 Lap	1 Lap
13	23 Westra Maxim	BE		JuniorGP		13	14:29.738	01:04.266	6	1 Lap	00.194
14	99 Smits Roald	NL		Open Ser		13	14:30.787	01:04.632	13	1 Lap	01.049

Fastest lap by 57.483 - 30 Danloy Simon in lap 13
date and time: 29/07/2019 - 14:33:19.281 - Average speed : 125 Km/hStart race
29/07/2019 14:20:08End race
Race running

Race Director:

Technical Comission

Admin: - LIVE Timing - livetiming.be

The result are provisional until the according to the Race Control

**2Race Championship 2019****Mettet BE - Race 2 - Group 1**

Race type : Race(sorted by laps and time)

Classification after 15 Laps (30,000 Km)

Pos	N° Racer	Nat.	Make	Class	Team	Laps	Race Time	Best Lap	Lap	Diff	Gap
1	68 Van Den Borne Jeroen	NL		RR		15	13:48.832	52.865	10	-	-
2	18 Pas Jeffrey	NL		Moto 4	Pas RT	15	13:56.559	53.370	8	07.727	07.727
3	161 Benali Manu	BE		85sm Cu		15	14:02.945	53.919	3	14.113	06.386
4	11 Gouw Maikel	NL		RR		15	14:02.958	53.561	6	14.126	00.013
5	65 Fleerackers Ferre	BE		85sm Cu		15	14:04.811	53.871	15	15.979	01.853
6	81 Van Calster Jef	BE		85sm Cu		15	14:09.543	54.273	4	20.711	04.732
7	31 Badie Levi	BE		85sm Cu		15	14:12.844	54.532	7	24.012	03.301
8	58 Leduc Adrien	BE		85sm Cu	LDC Productions	15	14:16.142	53.854	10	27.310	03.298
9	11 Itrakis Ilias	BE		85sm Cu		15	14:16.500	54.161	14	27.668	00.358
10	5 Cortvrint Loic	BE		85sm Cu		15	14:27.587	55.117	6	38.755	11.087
11	158 Lopez Alexandre	BE		Moto 4		15	14:31.394	55.639	13	42.562	03.807
12	16 Matagne Randy	BE		85sm Cu		15	14:34.964	55.848	15	46.132	03.570
13	22 Janssens Ruben	BE		Moto 4		15	14:36.640	56.137	4	47.808	01.676
14	13 Imbrogiano Valentino	NL		HC		15	14:37.849	54.793	15	49.017	01.209
15	92 Theunissen Keo	BE		Moto 4		15	14:38.182	55.727	14	49.350	00.333
16	23 Thijs Willem	BE		Moto 4	Team Thijs	15	14:38.989	56.141	12	50.157	00.807
17	46 Forster Sebastien	BE		85sm Cu		14	13:49.301	55.705	12	1 Lap	1 Lap
18	55 Dufasnes Hugo	BE		85sm Cu		14	13:59.514	57.383	5	1 Lap	10.213
19	46 Zielinski Catherine	BE		Moto 4		14	13:59.670	57.337	3	1 Lap	00.156
20	26 Calcus Kevin	BE		Moto 4	Philman Team	14	14:11.304	58.069	5	1 Lap	11.634
21	92 Nangiot Axel	BE		RR		14	14:11.887	58.311	10	1 Lap	00.583
22	38 Sente Jerome	BE		85sm Cu	KTM Belgium	14	14:12.757	58.067	11	1 Lap	00.870

DNF**Not Qualified**

1	94 Deprez Vincent	BE		RR		3	03:09.704	53.521	3	-	-
---	-------------------	----	--	----	--	---	-----------	--------	---	---	---

Fastest lap by 52.865 - 68 Van Den Borne Jeroen in lap 10
date and time: 29/07/2019 - 15:09:44.336 - Average speed : 136 Km/h

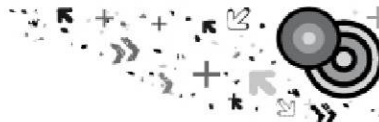
Start race 29/07/2019 15:00:24
End race 29/07/2019 15:15:22

Race Director:

Technical Comission

Admin: - LIVE Timing - livetiming.be

The result are provisional until the according to the Race Control

**2Race Championship 2019****Mettet BE - Race 2 - Group 2**

Race type : Race(sorted by laps and time)

Classification after 15 Laps (30,000 Km)

Pos	N° Racer	Nat.	Make	Class	Team	Laps	Race Time	Best Lap	Lap	Diff	Gap
1	24 Chote Jayant	NL		MiniGP		15	14:27.473	57.847	5	-	-
2	30 Danloy Simon	BE		MiniGP		15	14:27.958	57.708	8	00.485	00.485
3	54 Visser Bastiaan	NL		Open Ser		15	14:29.804	57.973	4	02.331	01.846
4	19 Weissensee Lars	DE		JuniorGP		15	14:30.219	57.758	13	02.746	00.415
5	55 Arends Lucas	NL		Open Ser		15	14:34.477	58.194	9	07.004	04.258
6	31 Badie Levi	BE		Open Ser		15	14:34.601	58.383	15	07.128	00.124
7	52 Caenen Kjen	BE		Open Ser	Sure RT	15	14:41.159	58.560	3	13.686	06.558
8	85 Smits Twan	NL		Open Ser		15	15:00.187	58.408	6	32.714	19.028
9	12 Van Steenberg Kay	NL		Open Ser		15	15:01.110	58.354	6	33.637	00.923
10	53 Harthoorn Rick	NL		Open Ser		15	15:27.956	01:01.956	6	01:00.483	26.846
11	23 Westra Maxim	BE		JuniorGP		14	14:47.454	01:03.125	12	1 Lap	1 Lap
12	45 Ligtenberg Sem	NL		Open Ser		14	14:50.923	01:03.783	6	1 Lap	03.469
13	99 Smits Roald	NL		Open Ser		14	15:02.196	01:04.209	3	1 Lap	11.273
DNF											
1	15 Heyndrickx Thibault	BE		MiniGP		9	08:43.737	58.336	5	6 Laps	5 Laps

Assigned penalties details

N° Racer	Penalty laps	Penalty total time	Penalty points	Penalty BL	Notes
12 Van Steenberg Kay	0	20	0	0	
85 Smits Twan	0	20	0	0	

Fastest lap by 57.708 - 30 Danloy Simon in lap 8
date and time: 29/07/2019 - 15:26:07.126 - Average speed : 124 Km/hStart race
29/07/2019 15:18:28End race
Race running

Race Director:

Technical Comission

Admin: - LIVE Timing - livetiming.be

The result are provisional until the according to the Race Control

**2Race Championship 2019****Mettet BE - Merge Race -Group 1**

Print sorted by: Points

Pos	N° Racer	Race 1 - Group 1	Race 2 - Group 1	Points	Points	Totale Points
		Points	Points			
Classe : 85sm Cup						
1	65 Fleerackers Ferre	16	20			36
2	81 Van Calster Jef	20	16			36
3	58 Leduc Adrien	25	11			36
4	161 Benali Manu	10	25			35
5	31 Badie Levi	13	13			26
6	5 Cortvrint Loic	11	9			20
7	11 Itrakis Illias	9	10			19
8	16 Matagne Randy	8	8			16
9	46 Forster Sebastien	7	7			14
10	55 Dufasnes Hugo	5	6			11
11	38 Sente Jerome	6	5			11
Classe : 85sm Cup		Total Points	260			

Classe : HC

1	13 Imbrogiano Valentino	25	25			50
Classe : HC		Total Points	50			

Classe : Moto 4

1	18 Pas Jeffrey	25	25			50
2	158 Lopez Alexandre	20	20			40
3	22 Janssens Ruben	16	16			32
4	92 Theunissen Keo	13	13			26
5	23 Thijs Willem	11	11			22
6	46 Zielinski Catherine	10	10			20
7	26 Calcus Kevin	9	9			18
Classe : Moto 4		Total Points	208			

Classe : RR

1	68 Van Den Borne Jeroen	25	25			50
2	11 Gouw Maikel	16	20			36
3	94 Deprez Vincent	20	0			20
4	92 Nangiote Axel	0	16			16
5	25 Van Hove Johan	0				0
Classe : RR		Total Points	122			

R051y **Timestamp 29/07/2019 15:42:24**


MyWer.it Timing System - Page 1 of 1

Race Director:

Technical Comission

Admin: - LIVE Timing - livetiming.be

The result are provisional until the according to the Race Control

**2Race Championship 2019****Mettet BE - Merge Race -Group 2**

Print sorted by: Points

Pos	N° Racer	Race 1 - Group 2	Race 2 - Group 2	Points	Points	Totale Points
		Points	Points			
Classe : JuniorGP						
1	19 Weissensee Lars	25	25			50
2	23 Westra Maxim	20	20			40
Classe : JuniorGP		Total Points	90			
Classe : MiniGP						
1	24 Chote Jayant	20	25			45
2	30 Danloy Simon	25	20			45
3	15 Heyndrickx Thibault	16	16			32
Classe : MiniGP		Total Points	122			
Classe : Open Serie						
1	54 Visser Bastiaan	16	25			41
2	31 Badie Levi	25	16			41
3	55 Arends Lucas	20	20			40
4	52 Caenen Kjen	11	13			24
5	85 Smits Twan	13	11			24
6	12 Van Steenberg Kay	10	10			20
7	53 Harthoorn Rick	9	9			18
8	45 Ligtenberg Sem	8	8			16
9	99 Smits Roald	7	7			14
Classe : Open Serie		Total Points	238			

R051y **Timestamp 29/07/2019 15:40:30**

MyWer.it Timing System - Page 1 of 1

Race Director:

Technical Comission

Admin: - LIVE Timing - livetiming.be

The result are provisional until the according to the Race Control

**2Race Championship 2019****Event best laps**

Pos	N°	Racer	Nat.	Federation	Country	Make	Class	Category	Club	Team	Run of reference	Best Lap
1	68	Van Den Borne Jeroen	NL	.	.	RR	RR	.	.	Mettet BE	Quality 1 - Group 1	51.846
2	94	Depez Vincent	BE	.	.	RR	RR	.	.	Mettet BE	Race 1 - Group 1	52.379
3	11	Gouw Maikel	NL	.	.	RR	RR	.	.	Mettet BE	Race 1 - Group 1	53.277
4	161	Benali Mannu	BE	.	.	85sm Cu	85sm Cu	.	.	Mettet BE	Quality 1 - Group 1	53.299
5	18	Pas Jeffrey	NL	.	.	Moto 4	Moto 4	.	.	Pas RT	Quality 1 - Group 1	53.320
6	65	Fleerackers Ferre	BE	.	.	85sm Cu	85sm Cu	.	.	Mettet BE	Race 1 - Group 1	53.773
7	81	Van Calster Jef	BE	.	.	85sm Cu	85sm Cu	.	.	Mettet BE	Race 1 - Group 1	53.839
8	58	Leduc Adrien	BE	.	.	85sm Cu	85sm Cu	.	.	LDC Productions	Race 2 - Group 1	53.854
9	11	Iatrakis Ilias	BE	.	.	85sm Cu	85sm Cu	.	.	Mettet BE	Race 2 - Group 1	54.161
10	25	Van Hove Johan	BE	.	.	RR	RR	.	.	Primoracing	Race 2 - Group 1	54.210
11	31	Badie Levi	BE	.	.	85sm Cu	85sm Cu	.	.	Mettet BE	Quality 2 - Group 1	54.224
12	5	Cortvint Loic	BE	.	.	85sm Cu	85sm Cu	.	.	Mettet BE	Race 1 - Group 1	54.443
13	13	Imbrogiano Valentino	NL	.	.	HC	HC	.	.	Mettet BE	Race 1 - Group 1	54.793
14	22	Janssens Ruben	BE	.	.	Moto 4	Moto 4	.	.	Mettet BE	Race 2 - Group 1	55.395
15	158	Lopez Alexandre	BE	.	.	Moto 4	Moto 4	.	.	Mettet BE	Race 1 - Group 1	55.489
16	16	Matagne Randy	BE	.	.	85sm Cu	85sm Cu	.	.	Mettet BE	Quality 2 - Group 1	55.491
17	46	Forster Sebastien	BE	.	.	85sm Cu	85sm Cu	.	.	Mettet BE	Race 2 - Group 1	55.705
18	92	Theunissen Keo	BE	.	.	Moto 4	Moto 4	.	.	Mettet BE	Race 2 - Group 1	55.727
19	46	Zielinski Catherine	BE	.	.	Moto 4	Moto 4	.	.	Mettet BE	FP 2 - Group 1	56.070
20	23	Thisj Willem	BE	.	.	Moto 4	Moto 4	.	.	Team Thisj	Race 2 - Group 1	56.141
21	26	Calcus Kevin	BE	.	.	Moto 4	Moto 4	.	.	Philman Team	Quality 1 - Group 1	56.921
22	55	Durfanes Hugo	BE	.	.	85sm Cu	85sm Cu	.	.	Mettet BE	FP 2 - Group 1	57.369
23	30	Danloy Simon	BE	.	.	MiniGP	MiniGP	.	.	Mettet BE	Race 1 - Group 2	57.483
24	24	Choc Jayant	NL	.	.	MiniGP	MiniGP	.	.	Mettet BE	Race 1 - Group 2	57.572
25	19	Weissense Lars	DE	.	.	JuniorGP	JuniorGP	.	.	Mettet BE	Race 1 - Group 2	57.720
26	38	Sente Jerome	BE	.	.	85sm Cu	85sm Cu	.	.	KTM Belgium	Quality 2 - Group 1	57.808
27	54	Visser Bastiaan	NL	.	.	Open Ser	Open Ser	.	.	Mettet BE	Race 2 - Group 2	57.973
28	16	Lallemand Jonathan	BE	.	.	RR	RR	.	.	Mettet BE	FP 1 - Group 1	58.007
29	55	Arends Lucas	NL	.	.	Open Ser	Open Ser	.	.	Mettet BE	Race 1 - Group 2	58.087
30	31	Badie Levi	BE	.	.	Open Ser	Open Ser	.	.	Mettet BE	Race 1 - Group 2	58.197
31	141	Dekkers Lotis	BE	.	.	MiniGP	MiniGP	.	.	Mettet BE	Quality 1 - Group 2	58.222
32	66	Van Herreweghe Nathan	BE	.	.	RR	RR	.	.	Mettet BE	FP 1 - Group 1	58.296
33	92	Nangiot Axel	BE	.	.	RR	RR	.	.	Mettet BE	Race 2 - Group 1	58.311
34	15	Heyndrickx Thibault	BE	.	.	MiniGP	MiniGP	.	.	Mettet BE	Race 2 - Group 2	58.336
35	12	Van Steenberghe Kay	NL	.	.	Open Ser	Open Ser	.	.	Mettet BE	Race 2 - Group 2	58.354
36	85	Smits Twan	NL	.	.	Open Ser	Open Ser	.	.	Mettet BE	Race 2 - Group 2	58.408
37	52	Caenen Kjen	BE	.	.	Open Ser	Open Ser	.	.	Mettet BE	Race 2 - Group 2	58.560
38	77	Van t Hof Eric	NL	.	.	RR	RR	.	.	Sure RT	FP 2 - Group 1	59.832
39	53	Harthoorn Rick	NL	.	.	Open Ser	Open Ser	.	.	Mettet BE	FP 2 - Group 2	01:01.075
40	23	Westra Maxim	BE	.	.	JuniorGP	JuniorGP	.	.	Mettet BE	Race 2 - Group 2	01:03.125
41	45	Ligtenberg Sem	NL	.	.	Open Ser	Open Ser	.	.	Mettet BE	Race 2 - Group 2	01:03.783



2Race Championship 2019

Event best laps

Pos	N°	Racer	Nat.	Federation	Country	Make	Class	Category	Club	Team	Metet	Run of reference	Best Lap
42	99	Smits Roald	NL	Open Ser	.	.	.	Metet BE	Quality 2 - Group 2	01:03.870

**Endurance Eurocup - Mettet****Mettet BE - Chrono - Endurance**

Race type : Timed session best lap

Pos	N° Racer	Nat.	Make	Class	Team	Laps	Race Time	Best Lap	Lap	Diff	Gap
1	68 Team Despo	BE		Endu 25		19	01:04:19.879	53.054	13	-	-
2	25 Primo Racing	BE		Endu 25		9	01:03:59.478	54.734	5	01.680	01.680
3	32 Team Oretoise	BE		Endu 25		8	01:02:56.284	55.811	8	02.757	01.077
4	46 DEF Bike Team	BE		Endu 25		10	01:03:43.734	56.232	8	03.178	00.421
5	31 Badie RT	BE		Endu 25		9	01:04:00.064	56.238	6	03.184	00.006
6	141 Loris - Lars	BE		Endu 15		9	01:03:51.499	56.759	5	03.705	00.521
7	94 Jog	BE		Endu 25		3	01:04:06.705	59.377	3	06.323	02.618
8	15 Houdoe	NL		Endu 15		17	01:04:14.714	59.795	14	06.741	00.418
9	69 AKS Senior 53	BE		Endu 15		16	01:04:22.961	59.814	15	06.760	00.019
10	23 Team JT 24	BE		Endu 25		17	01:04:20.616	59.818	15	06.764	00.004
11	12 TK Racing	BE		Endu 15		11	01:04:21.198	59.822	9	06.768	00.004
12	55 The Goats	NL		Endu 15		9	01:04:27.673	59.919	6	06.865	00.097
13	7 Gaz Gaz Racing	BE		Endu 25		14	01:04:18.308	01:00.056	12	07.002	00.137
14	8 Avalanche	BE		Endu 25		8	01:03:50.296	01:01.683	4	08.629	01.627
15	28 Team Pap s	BE		Endu 25		8	01:03:39.000	01:01.895	4	08.841	00.212
16	12 Smets	BE		Endu 25		8	01:04:01.796	01:04.231	4	11.177	02.336
17	4 Van Liere - De Kort	NL		Endu 25		3	58:27.503	01:04.740	2	11.686	00.509
18	63 AKS Junior 1	BE		Endu 15		13	01:04:13.884	01:05.001	11	11.947	00.261
19	35 Rappe	BE		Endu 25		5	01:00:58.359	01:05.527	4	12.473	00.526

Fastest lap by 53.054 - 68 Team Despo in lap 13
date and time: 28/07/2019 - 16:05:11.290 - Average speed : 135 Km/hStart race
28/07/2019 15:06:21End race
28/07/2019 16:11:02

Race Director:

Technical Comission

Admin: - LIVE Timing - livetiming.be

The result are provisional until the according to the Race Control

**Endurance Eurocup - Mettet****Mettet BE - Endurance 1**

Race type : Race(sorted by laps and time)

Classification after 91 Laps (182,000 Km)

Pos	N° Racer	Nat.	Make	Class	Team	Laps	Race Time	Best Lap	Lap	Diff	Gap
1	25 Primo Racing	BE		Endu 25		91	01:29:04.420	53.512	58	-	-
2	68 Team Despo	BE		Endu 25		90	01:29:40.402	52.454	53	1 Lap	1 Lap
3	31 Badie RT	BE		Endu 25		90	01:29:44.952	54.673	67	1 Lap	04.550
4	7 Gaz Gaz Racing	BE		Endu 25		87	01:29:49.345	58.468	87	4 Laps	3 Laps
5	141 Loris - Lars	BE		Endu 15		87	01:30:01.647	55.228	12	4 Laps	12.302
6	46 DEF Bike Team	BE		Endu 25		85	01:29:25.864	55.453	15	6 Laps	2 Laps
7	32 Team Oretoise	BE		Endu 25		85	01:29:45.022	55.626	15	6 Laps	19.158
8	8 Avalanche	BE		Endu 25		83	01:29:34.530	01:00.102	36	8 Laps	2 Laps
9	28 Team Pap s	BE		Endu 25		83	01:30:01.476	58.898	40	8 Laps	26.946
10	69 AKS Senior 53	BE		Endu 15		82	01:29:04.438	59.089	17	9 Laps	1 Lap
11	12 TK Racing	BE		Endu 15		82	01:29:53.178	59.845	69	9 Laps	48.740
12	23 Team JT 24	BE		Endu 25		80	01:29:25.859	58.485	63	11 Laps	2 Laps
13	63 AKS Junior 1	BE		Endu 15		80	01:30:08.195	01:02.419	46	11 Laps	42.336
14	15 Houdoe	NL		HC		79	01:30:07.704	59.438	7	12 Laps	1 Lap
15	55 The Goats	NL		Endu 15		77	01:29:41.900	59.361	24	14 Laps	2 Laps
16	12 Smets	BE		Endu 25		76	01:29:51.791	01:02.190	31	15 Laps	1 Lap
DNF											
Not Qualified											
1	94 Jog	BE		Endu 25		14	17:57.716	57.283	12	-	-
2	4 Van Liere - De Kort	NL		Endu 25		6	06:37.027	01:00.348	3	-	-

Fastest lap by 52.454 - 68 Team Despo in lap 53
date and time: 28/07/2019 - 17:25:41.539 - Average speed : 137 Km/hStart race 28/07/2019 16:31:32
End race 28/07/2019 18:03:14

Race Director:

Technical Comission

Admin: - LIVE Timing - livetiming.be

The result are provisional until the according to the Race Control

**Endurance Eurocup - Mettet****Mettet BE - Endurance 1**

Race type : Race(sorted by laps and time)

Classification after 91 Laps (182,000 Km)

Pos	N° Racer	Nat.	Make	Class	Team	Laps	Race Time	Best Lap	Lap	Diff	Gap
Classe Endu 15											
1	141 Loris - Lars	BE		Endu 15		87	01:30:01.647	55.228	12	4 Laps	12.302
2	69 AKS Senior 53	BE		Endu 15		82	01:29:04.438	59.089	17	9 Laps	1 Lap
3	12 TK Racing	BE		Endu 15		82	01:29:53.178	59.845	69	9 Laps	48.740
4	63 AKS Junior 1	BE		Endu 15		80	01:30:08.195	01:02.419	46	11 Laps	42.336
5	55 The Goats	NL		Endu 15		77	01:29:41.900	59.361	24	14 Laps	2 Laps
Classe Endu 25											
1	25 Primo Racing	BE		Endu 25		91	01:29:04.420	53.512	58	-	-
2	68 Team Despo	BE		Endu 25		90	01:29:40.402	52.454	53	1 Lap	1 Lap
3	31 Badie RT	BE		Endu 25		90	01:29:44.952	54.673	67	1 Lap	04.550
4	7 Gaz Gaz Racing	BE		Endu 25		87	01:29:49.345	58.468	87	4 Laps	3 Laps
5	46 DEF Bike Team	BE		Endu 25		85	01:29:25.864	55.453	15	6 Laps	2 Laps
6	32 Team Oretoise	BE		Endu 25		85	01:29:45.022	55.626	15	6 Laps	19.158
7	8 Avalanche	BE		Endu 25		83	01:29:34.530	01:00.102	36	8 Laps	2 Laps
8	28 Team Pap s	BE		Endu 25		83	01:30:01.476	58.898	40	8 Laps	26.946
9	23 Team JT 24	BE		Endu 25		80	01:29:25.859	58.485	63	11 Laps	2 Laps
10	12 Smets	BE		Endu 25		76	01:29:51.791	01:02.190	31	15 Laps	1 Lap
DNF											
Not Qualified											
1	94 Jog	BE		Endu 25		14	17:57.716	57.283	12	-	-
2	4 Van Liere - De Kort	NL		Endu 25		6	06:37.027	01:00.348	3	-	-
Classe HC											
1	15 Houdoe	NL		HC		79	01:30:07.704	59.438	7	12 Laps	1 Lap

Fastest lap by 52.454 - 68 Team Despo in lap 53
date and time: 28/07/2019 - 17:25:41.539 - Average speed : 137 Km/hStart race 28/07/2019 16:31:32
End race 28/07/2019 18:03:14

Race Director:

Technical Comission

Admin: - LIVE Timing - livetiming.be

The result are provisional until the according to the Race Control



Endurance Eurocup - Mettel

Mettel BE - Endurance I

Race type : Race(sorted by laps and time)

Analysis

1°		2°		3°		4°			
Primo Racing		Team Despo		Badie RT		Gaz Gaz Racing			
1	00.000	45	55.073	89	54.832	1	00.000	45	01:01.532
2	57.301	46	54.250	90	55.247	2	01:00.431	46	01:01.360
3	54.750	47	53.981	91	54.909	3	01:00.348	47	01:01.234
4	54.475	48	53.875	48	53.087	4	59.807	48	01:00.964
5	53.834	49	53.604	49	53.084	5	59.167	49	01:00.975
6	54.099	50	53.764	50	53.070	6	59.049	50	01:01.130
7	53.990	51	54.091	51	52.661	7	01:00.078	51	01:00.289
8	53.931	52	54.477	52	53.162	8	59.673	52	01:00.378
9	54.248	53	53.608	53	52.454	9	59.932	53	01:00.583
10	55.139	54	54.311	54	52.920	10	01:00.563	54	01:02.368
11	54.511	55	53.663	55	53.433	11	01:00.341	55	01:01.099
12	54.877	56	53.658	56	53.129	12	01:00.078	56	59.894
13	54.618	57	54.079	57	53.577	13	01:00.066	57	01:00.392
14	54.564	58	53.512	58	52.864	14	59.506	58	01:00.303
15	54.668	59	53.718	59	53.447	15	59.230	59	01:00.025
16	54.197	60	54.256	60	53.610	16	59.256	60	01:00.322
17	54.176	61	53.832	61	53.754	17	01:00.773	61	59.714
18	53.769	62	53.801	62	53.364	18	01:00.806	62	59.478
19	54.294	63	54.510	63	54.746	19	01:00.320	63	01:00.008
20	53.988	64	54.125	64	54.257	20	01:00.245	64	59.569
21	54.823	65	54.981	65	54.242	21	59.732	65	59.591
22	53.682	66	02:38.664	66	02:44.194	22	59.695	66	59.730
23	53.949	67	54.488	67	55.451	23	59.109	67	01:00.211
24	02:46.164	68	55.150	68	56.372	24	59.158	68	59.352
25	56.667	69	54.984	69	54.862	25	59.552	69	59.843
26	55.843	70	55.379	70	55.563	26	59.791	70	59.064
27	55.478	71	55.222	71	55.852	27	59.953	71	01:00.773
28	55.330	72	54.813	72	55.317	28	58.979	72	59.104
29	55.281	73	54.973	73	54.178	29	58.904	73	59.169
30	55.841	74	55.648	74	54.502	30	58.910	74	01:00.631
31	55.824	75	54.861	75	54.196	31	58.885	75	59.870
32	55.908	76	54.999	76	53.991	32	59.831	76	59.493
33	55.361	77	55.005	77	56.013	33	59.608	77	59.782
34	54.984	78	54.864	78	53.957	34	01:00.237	78	59.712
35	55.740	79	54.549	79	55.079	35	01:00.210	79	59.427
36	56.179	80	54.926	80	54.520	36	59.556	80	58.715
37	55.703	81	55.371	81	54.295	37	01:00.660	81	58.835
38	55.595	82	54.577	82	54.824	38	01:00.522	82	59.382
39	55.511	83	55.074	83	57.421	39	01:00.322	83	59.043
40	55.533	84	55.079	84	55.693	40	01:00.410	84	58.822
41	55.391	85	54.813	85	54.915	41	01:00.342	85	59.656



Endurance Eurocup - Mettel

Mettel BE - Endurance I

Race type : Race(sorted by laps and time)

Analysis

5°		6°		7°		8°		9°		10°	
Loris - Lars		DEF Bike	Team	Team Oretoise		Team Pap s		AKS Senior 53			
42	01:02.493	42	01:05.624	42	01:00.408	42	01:04.075	42	59.562	42	00.000
43	01:02.326	43	01:03.624	43	01:00.079	43	01:02.351	43	59.858	43	01:02.857
87		87	58.080	87	58.080	87	58.080	87	58.080	87	01:03.280
44	01:01.900	44	01:03.676	44	59.674	44	01:02.375	44	59.770	44	03:08.736
1	00.000	1	00.000	1	00.000	1	00.000	1	00.000	1	00.000
2	57.171	2	01:00.192	2	58.173	2	01:05.036	2	01:03.960	2	01:02.857
3	56.369	3	56.733	3	57.138	3	01:01.961	3	01:01.682	3	03:54.222
4	55.746	4	56.261	4	55.985	4	01:00.886	4	01:01.681	4	01:01.226
5	55.743	5	56.555	5	55.790	5	01:00.229	5	01:01.117	5	01:01.135
6	56.055	6	55.639	6	55.663	6	01:00.339	6	01:01.709	6	01:02.556
7	55.957	7	56.248	7	56.778	7	01:01.429	7	01:03.190	7	01:02.153
8	57.069	8	56.702	8	56.139	8	01:01.320	8	01:02.498	8	01:02.153
9	56.289	9	56.028	9	56.875	9	01:01.044	9	01:02.546	9	59.717
10	56.368	10	56.231	10	56.042	10	01:01.295	10	01:01.331	10	01:01.353
11	56.458	11	56.049	11	56.254	11	01:01.405	11	01:01.509	11	01:01.092
12	55.228	12	55.765	12	55.741	12	01:02.308	12	01:01.702	12	01:02.261
13	58.382	13	56.156	13	57.825	13	01:01.452	13	01:00.528	13	01:01.534
14	55.620	14	55.997	14	56.274	14	01:01.013	14	01:00.477	14	01:01.836
15	55.562	15	55.453	15	59.411	15	56.762	15	59.576	15	01:01.161
16	56.445	16	55.770	16	57.816	16	01:00.702	16	01:00.964	16	01:00.844
17	56.466	17	56.563	17	56.522	17	01:00.705	17	01:00.609	17	01:01.482
18	56.298	18	55.688	18	56.335	18	01:00.552	18	01:01.938	18	01:01.084
19	56.118	19	56.545	19	56.086	19	01:01.072	19	59.553	19	59.252
20	55.585	20	55.592	20	55.817	20	01:00.427	20	01:01.625	20	01:02.101
21	56.774	21	55.711	21	56.289	21	01:01.113	21	01:00.056	21	01:02.293
22	56.089	22	56.165	22	56.301	22	01:01.131	22	01:00.089	22	01:02.026
23	55.814	23	55.836	23	56.645	23	01:00.909	23	59.559	23	59.351
24	56.530	24	56.897	24	57.075	24	01:01.142	24	59.625	24	59.324
25	56.498	25	56.339	25	57.225	25	01:01.282	25	59.860	25	59.298
26	56.901	26	56.168	26	57.221	26	01:01.736	26	01:00.729	26	59.517
27	03:38.715	27	55.766	27	58.205	27	03:09.659	27	01:00.034	27	01:02.968
28	01:02.189	28	56.607	28	58.116	28	01:00.828	28	59.413	28	01:01.200
29	01:01.842	29	56.367	29	56.895	29	01:02.449	29	01:00.903	29	59.629
30	01:02.699	30	56.808	30	57.890	30	01:00.190	30	01:00.012	30	01:01.496
31	01:02.025	31	01:05.876	31	58.029	31	01:02.778	31	59.599	31	01:01.735
32	01:02.026	32	56.780	32	58.037	32	01:00.182	32	01:00.119	32	01:00.735
33	01:02.147	33	55.861	33	57.774	33	01:00.549	33	01:00.119	33	01:00.457
34	01:03.569	34	56.226	34	57.886	34	01:00.467	34	59.884	34	01:00.200
35	01:02.589	35	56.466	35	57.973	35	01:01.633	35	01:00.598	35	01:05.155
36	01:02.124	36	01:05.609	36	59.034	36	01:01.039	36	01:01.169	36	01:04.770
37	01:02.157	37	56.456	37	57.196	37	01:00.846	37	59.859	37	01:04.731
38	01:02.140	38	56.762	38	57.409	38	01:00.895	38	01:00.528	38	01:04.185
39	01:01.792	39	57.142	39	56.998	39	01:01.850	39	59.504	39	01:04.423
40	01:01.696	40	56.285	40	56.648	40	01:01.353	40	01:00.707	40	01:06.457
41	01:01.525	41	56.401	41	56.696	41	01:01.168	41	03:00.237	41	58.898
											01:04.830
											01:04.554



Endurance Eurocup - Mettel

Mettel BE - Endurance I

Race type : Race(sorted by laps and time)

Analysis

11°		12°		13°		14°		15°		16°	
TK Racing	Team J1 24	AKS Junior 1	Houdoe	The Goats	Smets	TK Racing	Team J1 24	AKS Junior 1	Houdoe	The Goats	Smets
42	01:04.319	42	01:00.407	42	01:02.960	42	01:03.657	42	01:03.657	42	01:06.317
43	01:04.286	43	01:00.299	43	01:03.500	43	03:10.134	43	03:10.134	43	01:05.751
44	01:04.582	44	01:01.570	44	01:03.026	44	01:00.109	44	01:00.109	44	03:04.379
45	01:03.977	45	01:01.441	45	01:02.491	45	01:00.469	45	01:00.469	45	01:00.522
46	01:03.518	46	03:05.299	46	01:02.419	46	01:00.060	46	01:00.060	46	59.585
47	01:03.325	47	01:00.204	47	01:03.297	47	59.899	47	01:01.944	47	01:01.036
48	01:03.177	48	01:00.153	48	01:04.850	48	01:03.413	48	01:00.013	48	01:00.046
49	01:03.814	49	01:00.579	49	03:07.791	49	03:27.721	49	01:00.875	49	01:00.008
50	01:03.512	50	01:00.885	50	01:04.357	50	01:10.525	50	01:00.229	50	01:00.903
51	01:03.622	51	01:01.162	51	01:04.287	51	01:08.203	51	01:58.132	51	01:00.083
52	01:03.288	52	01:01.174	52	01:04.687	52	01:07.547	52	01:00.664	52	01:00.459
53	01:04.815	53	01:01.775	53	01:04.687	53	01:10.989	53	01:00.358	53	59.373
54	01:03.817	54	01:01.043	54	01:04.350	54	01:08.563	54	01:01.288	54	59.547
55	01:03.281	55	01:00.967	55	01:04.257	55	01:08.283	55	01:00.251	55	01:20.036
56	01:02.840	56	01:00.629	56	01:04.481	56	01:09.028	56	01:00.220	56	01:01.085
57	01:03.142	57	01:00.625	57	59.592	57	01:09.348	57	01:00.500	57	03:21.416
58	01:03.594	58	01:01.045	58	58.872	58	01:07.980	58	01:00.467	58	01:05.686
59	01:02.944	59	01:00.636	59	58.792	59	01:07.778	59	01:00.807	59	01:05.553
60	01:03.607	60	01:01.189	60	58.525	60	01:07.466	60	01:00.116	60	01:05.917
61	01:03.843	61	01:02.211	61	59.792	61	01:06.806	61	01:00.484	61	01:06.065
62	01:03.431	62	01:01.619	62	58.807	62	01:07.336	62	01:02.830	62	01:06.273
63	01:03.627	63	01:00.971	63	58.485	63	01:08.779	63	01:01.004	63	01:05.249
64	03:05.136	64	01:01.338	64	03:33.418	64	01:08.486	64	03:07.077	64	01:07.062
65	01:01.150	65	03:01.920	65	01:00.042	65	01:07.782	65	01:08.266	65	01:05.821
66	01:00.901	66	01:00.795	66	59.748	66	01:08.874	66	01:06.229	66	03:10.428
67	59.945	67	01:00.357	67	01:00.056	67	01:07.504	67	01:06.785	67	01:00.826
68	01:01.142	68	01:00.196	68	59.168	68	01:08.056	68	01:05.640	68	01:00.341
69	01:00.231	69	59.845	69	59.635	69	01:08.329	69	01:05.551	69	01:00.291
70	59.613	70	01:00.468	70	59.534	70	01:08.279	70	01:05.499	70	59.929
71	59.836	71	01:00.181	71	58.944	71	01:07.448	71	01:05.758	71	59.952
72	01:00.120	72	01:00.433	72	59.136	72	01:07.242	72	01:06.386	72	01:00.216
73	01:00.000	73	59.967	73	59.818	73	01:08.817	73	01:04.848	73	01:00.262
74	01:00.432	74	59.995	74	58.867	74	01:07.320	74	01:05.864	74	01:00.095
75	01:00.427	75	01:00.272	75	59.882	75	01:06.938	75	01:05.646	75	01:00.325
76	01:00.753	76	01:00.090	76	59.462	76	01:06.938	76	01:04.414	76	59.719
77	01:00.779	77	01:00.027	77	59.344	77	01:06.566	77	01:05.583	77	59.758
78	01:00.040	78	01:00.189	78	59.224	78	01:06.116	78	01:04.619		
79	01:00.378	79	01:00.584	79	59.189	79	01:06.762	79	01:05.614		
80	01:00.311	80	01:01.504	80	59.182	80	01:06.558				
81	59.776	81	01:00.025	81	58.752						
82	01:00.295	82	01:00.620	82	58.730						
39	01:00.566	39	01:01.248	39	01:03.940	39	01:05.332	39	01:04.653	39	01:07.411
40	01:00.477	40	59.078	40	01:04.626	40	01:06.478	40	01:06.478	40	01:05.783
41	01:00.680	41	59.015	41	01:03.389	41	01:04.194	41	01:05.724	41	01:06.063



Endurance Eurocup - Mettel

Mettel BE - Endurance 1

Race type : Race(sorted by laps and time)

Analysis

	17°	18°
42	01:05.634	
43	01:05.015	
44	01:05.872	Jog
45	01:06.158	Van Liere - De Kort
46	01:05.844	1 00.000
47	01:05.635	2 58.530
48	01:05.466	3 01:00.348
49	01:04.964	4 59.594
50	01:04.656	5 59.337
51	01:04.372	6 01:03.122
52	01:04.979	7 58.138
53	01:04.392	8 58.021
54	01:04.570	9 58.283
55	01:04.201	10 57.920
56	01:04.611	11 57.978
57	01:05.704	12 57.283
58	01:03.494	13 57.756
59	01:04.102	14 57.499
60	01:04.186	
61	01:03.682	
62	01:03.772	
63	01:03.718	
64	01:04.000	
65	01:04.024	
66	01:04.546	
67	01:03.889	
68	01:03.903	
69	01:04.336	
70	01:05.718	
71	01:04.386	
72	01:04.187	
73	01:03.931	
74	01:03.834	
75	01:03.633	
76	01:04.746	

**Endurance Eurocup - Mettet****Mettet BE - Endurance 2**

Race type : Race(sorted by laps and time)

Classification after 60 Laps (120,000 Km)

Pos	N° Racer	Nat.	Make	Class	Team	Laps	Race Time	Best Lap	Lap	Diff	Gap
1	46 DEF Bike Team	BE		Endu 25		60	01:00:19.312	55.906	32	-	-
2	23 Team JT 24	BE		Endu 25		59	01:00:40.795	56.837	45	1 Lap	1 Lap
3	141 Loris - Lars	BE		Endu 15		58	01:00:41.892	58.322	57	2 Laps	1 Lap
4	12 TK Racing	BE		Endu 15		58	01:00:43.518	59.209	6	2 Laps	01.626
5	69 AKS Senior 53	BE		Endu 15		58	01:01:17.576	58.507	6	2 Laps	34.058
6	32 Team Oretoise	BE		Endu 25		57	01:00:37.758	55.890	18	3 Laps	1 Lap
7	311 Team de la Famenne	BE		Endu 25		57	01:00:48.442	59.585	53	3 Laps	10.684
8	8 Avalanche	BE		Endu 25		57	01:01:05.208	59.444	19	3 Laps	16.766
9	55 The Goats	NL		Endu 15		55	01:00:56.531	58.804	41	5 Laps	2 Laps
10	63 AKS Junior 1	BE		Endu 15		52	01:00:28.039	01:03.372	38	8 Laps	3 Laps
11	55 Wuttke-Puig Racing	DE		Endu 25		51	01:01:11.162	01:04.588	40	9 Laps	1 Lap
12	92 B en T	BE		Endu 25		50	01:00:38.169	56.450	5	10 Laps	1 Lap
DNF											
1	72 Full Throttle	BE		Endu 25		49	58:53.050	01:02.785	35	-	-
Not Qualified											
1	15 Houdoe	NL		HC		16	27:38.096	57.968	8	-	-

Fastest lap by 55.890 - 32 Team Oretoise in lap 18
date and time: 29/07/2019 - 17:11:44.894 - Average speed : 128 Km/hStart race 29/07/2019 16:54:03
End race 29/07/2019 17:55:49

Race Director:

Technical Comission

Admin: - LIVE Timing - livetiming.be

The result are provisional until the according to the Race Control

**Endurance Eurocup - Mettet****Mettet BE - Endurance 2**

Race type : Race(sorted by laps and time)

Classification after 60 Laps (120,000 Km)

Pos	N° Racer	Nat.	Make	Class	Team	Laps	Race Time	Best Lap	Lap	Diff	Gap
Classe Endu 15											
1	141 Loris - Lars	BE		Endu 15		58	01:00:41.892	58.322	57	2 Laps	1 Lap
2	12 TK Racing	BE		Endu 15		58	01:00:43.518	59.209	6	2 Laps	01.626
3	69 AKS Senior 53	BE		Endu 15		58	01:01:17.576	58.507	6	2 Laps	34.058
4	55 The Goats	NL		Endu 15		55	01:00:56.531	58.804	41	5 Laps	2 Laps
5	63 AKS Junior 1	BE		Endu 15		52	01:00:28.039	01:03.372	38	8 Laps	3 Laps
Classe Endu 25											
1	46 DEF Bike Team	BE		Endu 25		60	01:00:19.312	55.906	32	-	-
2	23 Team JT 24	BE		Endu 25		59	01:00:40.795	56.837	45	1 Lap	1 Lap
3	32 Team Oretoise	BE		Endu 25		57	01:00:37.758	55.890	18	3 Laps	1 Lap
4	311 Team de la Famenne	BE		Endu 25		57	01:00:48.442	59.585	53	3 Laps	10.684
5	8 Avalanche	BE		Endu 25		57	01:01:05.208	59.444	19	3 Laps	16.766
6	55 Wuttke-Puig Racing	DE		Endu 25		51	01:01:11.162	01:04.588	40	9 Laps	1 Lap
7	92 B en T	BE		Endu 25		50	01:00:38.169	56.450	5	10 Laps	1 Lap
DNF											
1	72 Full Throttle	BE		Endu 25		49	58:53.050	01:02.785	35	-	-
Classe HC											
DNF											
Not Qualified											
1	15 Houdoe	NL		HC		16	27:38.096	57.968	8	-	-

Fastest lap by 55.890 - 32 Team Oretoise in lap 18
date and time: 29/07/2019 - 17:11:44.894 - Average speed : 128 Km/hStart race 29/07/2019 16:54:03
End race 29/07/2019 17:55:49

Race Director:

Technical Comission

Admin: - LIVE Timing - livetiming.be

The result are provisional until the according to the Race Control



Endurance Eurocup - Mettel

Mettel BE - Endurance 2

Race type : Race(sorted by laps and time)

Analysis

13°		14°			
Full Throttle		Houdoe			
1	00.000	45	01:03.870	1	00.000
2	01:09.784	46	01:03.740	2	01:01.596
3	01:06.605	47	01:04.177	3	59.501
4	01:05.888	48	01:03.493	4	58.590
5	01:06.165	49	01:03.624	5	57.970
6	01:05.762			6	58.894
7	01:05.416			7	58.590
8	01:04.788			8	57.968
9	01:04.355			9	58.158
10	01:05.501			10	58.795
11	01:04.899			11	59.609
12	01:04.154			12	58.651
13	01:04.639			13	59.848
14	01:04.342			14	58.405
15	01:03.669			15	11:00.795
16	01:04.554			16	59.120
17	01:05.272				
18	01:03.585				
19	01:03.929				
20	01:04.224				
21	01:03.917				
22	01:05.293				
23	01:05.045				
24	03:31.652				
25	01:04.474				
26	01:04.711				
27	01:05.153				
28	01:02.969				
29	01:03.288				
30	01:03.399				
31	01:04.134				
32	01:04.937				
33	01:03.836				
34	01:02.872				
35	01:02.785				
36	01:03.148				
37	01:03.176				
38	01:03.338				
39	04:19.875				
40	01:03.728				
41	01:05.275				



Endurance Eurocup - Mettet

Event best laps

Pos	N°	Racer	Nat.	Federation	Country	Make	Class	Category	Club	Team	Run of reference	Best Lap
1	68	Team Despo	BE	Endu 25	.	.	.	Mettet BE	Endurance 1 52.454
2	25	Primo Racing	BE	Endu 25	.	.	.	Mettet BE	Endurance 1 53.512
3	31	Badie RT	BE	Endu 25	.	.	.	Mettet BE	Endurance 1 54.673
4	141	Loris - Lars	BE	Endu 15	.	.	.	Mettet BE	Endurance 1 55.228
5	46	DEF Bike Team	BE	Endu 25	.	.	.	Mettet BE	Endurance 1 55.453
6	32	Team Oretoise	BE	Endu 25	.	.	.	Mettet BE	Endurance 1 55.626
7	92	B en T	BE	Endu 25	.	.	.	Mettet BE	Endurance 2 56.450
8	23	Team JT 24	BE	Endu 25	.	.	.	Mettet BE	Endurance 2 56.837
9	94	Jog	BE	Endu 25	.	.	.	Mettet BE	Endurance 1 57.283
10	15	Houde	NL	HC	.	.	.	Mettet BE	Endurance 2 57.968
11	7	Gaz Gaz Racing	BE	Endu 25	.	.	.	Mettet BE	Endurance 1 58.468
12	69	AKS Senior 53	BE	Endu 15	.	.	.	Mettet BE	Endurance 2 58.507
13	55	The Goats	NL	Endu 15	.	.	.	Mettet BE	Endurance 2 58.804
14	28	Team Paps	BE	Endu 25	.	.	.	Mettet BE	Endurance 1 58.898
15	12	TK Racing	BE	Endu 15	.	.	.	Mettet BE	Endurance 2 59.209
16	8	Avalanche	BE	Endu 25	.	.	.	Mettet BE	Endurance 2 59.444
17	311	Team de la Famenne	BE	Endu 25	.	.	.	Mettet BE	Endurance 2 59.585
18	4	Van Liere - De Kort	NL	Endu 25	.	.	.	Mettet BE	Endurance 1 01:00.348
19	12	Smets	BE	Endu 25	.	.	.	Mettet BE	Endurance 1 01:02.190
20	63	AKS Junior 1	BE	Endu 15	.	.	.	Mettet BE	Endurance 1 01:02.419
21	72	Full Throttle	BE	Endu 25	.	.	.	Mettet BE	Endurance 2 01:02.785
22	55	Wutke-Puig Racing	DE	Endu 25	.	.	.	Mettet BE	Endurance 2 01:04.588
23	35	Rappe	BE	Endu 25	.	.	.	Mettet BE	Chrono - Endurance 01:05.527